

ATC 600L Series Ultra-Low ESR, High Q, NPO RF & Microwave Capacitors

Features:

- **Lowest ESR in Class**
- Highest Working Voltage in Class – 200V
- Standard EIA Size: 0402
- High Self Resonance Frequencies

Applications:

- Cellular Base Stations
- Broadband Wireless Services
- Satellite Communications
- Subscriber-based Wireless Devices
- WiFi (802.11)
- WiMAX (802.16)

Circuit Applications:

- Filter Networks
- High Q Frequency Sources
- Matching Networks
- Tuning, Coupling, Bypass and DC Blocking



ATC 600 SERIES OVERVIEW

ATC Series	ATC Case Size	EIA Case Size
600	L	0402
600	S	0603
600	F	0805

Electrical Specifications

Capacitance:	0.1 to 27 pF
Tolerances:	See Cap Value Chart
Working Voltage (WVDC):	200 V
Quality Factor (Q):	> 2000 @ 1 MHz
Operating Temperature Range:	-55°C to +125°C (no derating of working voltage)
Temperature coefficient of Capacitance (TCC):	0 ± 30 ppm/°C, -55°C to +125°C
Insulation Resistance:	10 ⁵ MΩ min. at +25°C at rated WVDC 10 ⁴ MΔ min. at +125°C at rated WVDC
Dielectric Withstanding Voltage (DWV):	2.5 x WVDC for 5 seconds
Aging:	None
Piezo Effects:	None

Mechanical Specifications

Terminations:	T = Tin Plated over Nickel Barrier* (Standard) TN = Tin Plated over Non-Magnetic Barrier* W = Tin/Lead Solder Plated over Nickel Barrier
Solderability:	Solder coverage > 90% of end termination
Terminal Strength:	2 lbs. typ., 1 lb. min.

Environmental Specifications

Life Test:	2000 hours, +125°C at 2X WVDC
Thermal Shock:	5 cycles, -55°C to +125°C
Moisture Resistance:	240 hours, 85% Relative Humidity at +85°C

Military Approval

DSCC Drawing Number 05003



ATC 600 Series Capacitors are designed and manufactured to meet and exceed the requirements of EIA-198, MIL-PRF-55681 and MIL-PRF-123.



AMERICAN
ATC North America
sales@atceramics.com

TECHNICAL
ATC Europe
saleseur@atceramics.com

CERAMICS
ATC Asia
sales@atceramics-asia.com

THE ENGINEERS' CHOICE®
ISO 9001 REGISTERED COMPANY

THE ENGINEERS' CHOICE™

www.atceramics.com

ATC # 001-976;
Rev L, 1/11

ATC 600L Series Ultra-Low ESR, High Q, NPO RF & Microwave Capacitors

Capacitance Values*

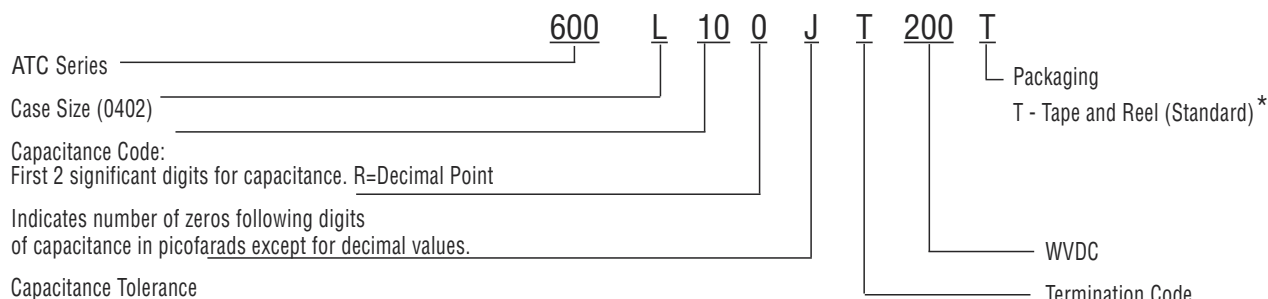
Value (pF)	Cap Code	Tolerances
0.1	0R1	A, B
0.2	0R2	A, B
0.3	0R3	A, B, C
0.4	0R4	A, B, C
0.5	0R5	A, B, C
0.6	0R6	A, B, C
0.7	0R7	A, B, C
0.8	0R8	A, B, C
0.9	0R9	A, B, C
1.0	1R0	A, B, C, D
1.1	1R1	A, B, C, D
1.2	1R2	A, B, C, D
1.3	1R3	A, B, C, D
1.5	1R5	A, B, C, D

Value (pF)	Cap Code	Tolerances
1.6	1R6	A, B, C, D
1.8	1R8	A, B, C, D
2.0	2R0	A, B, C, D
2.2	2R2	A, B, C, D
2.4	2R4	A, B, C, D
2.7	2R7	A, B, C, D
3.0	3R0	A, B, C, D
3.3	3R3	A, B, C, D
3.6	3R6	A, B, C, D
3.9	3R9	A, B, C, D
4.3	4R3	A, B, C, D
4.7	4R7	A, B, C, D
5.1	5R1	A, B, C, D
5.6	5R6	A, B, C, D

Value (pF)	Cap Code	Tolerances
6.2	6R2	A, B, C, D
6.8	6R8	B, C, J, K
7.5	7R5	B, C, J, K
8.2	8R2	B, C, J, K
9.1	9R1	B, C, J, K
10	100	F, G, J, K, M
11	110	F, G, J, K, M
12	120	F, G, J, K, M
15	150	F, G, J, K, M
18	180	F, G, J, K, M
20	200	F, G, J, K, M
22	220	F, G, J, K, M
24	240	F, G, J, K, M
27	270	F, G, J, K, M

*Non-standard values and custom tolerances are available upon request.

ATC Part Number Code



TOLERANCE CODE TABLE									
Code	A	B	C	D	F	G	J	K	M
Tol.	±0.05 pF	±0.1 pF	±0.25 pF	±0.5 pF	±1%	±2%	±5%	±10%	±20%

Termination Code
 T = Tin Plated over Nickel Barrier (Standard) RoHS Compliant
 TN = Tin Plated over Non-Magnetic Barrier
 W = Tin/Lead Solder Plated over Nickel Barrier

*10,000 pieces on 7" reel, 4000 pieces on 7" reel and 500 pieces on prototype reel. Consult ATC for other options.

The above part number refers to a 600L Series (case size L) 10 pF capacitor, J tolerance (±5%), 200 WVDC, with T termination (Tin Plated over Nickel Barrier, RoHS Compliant), Tape and Reel packaging.

ATC accepts orders for our parts using designations **with** or **without** the "ATC" prefix. Both methods of defining the part number are equivalent, i.e., part numbers referenced with the "ATC" prefix are interchangeable to parts referenced without the "ATC" prefix. Customers are free to use either in specifying or procuring parts from American Technical Ceramics.

For additional information and catalogs contact your ATC representative or call direct at (+1-631) 622-4700.
 Consult factory for 500 piece reels for prototyping.
 Consult factory for additional performance data.

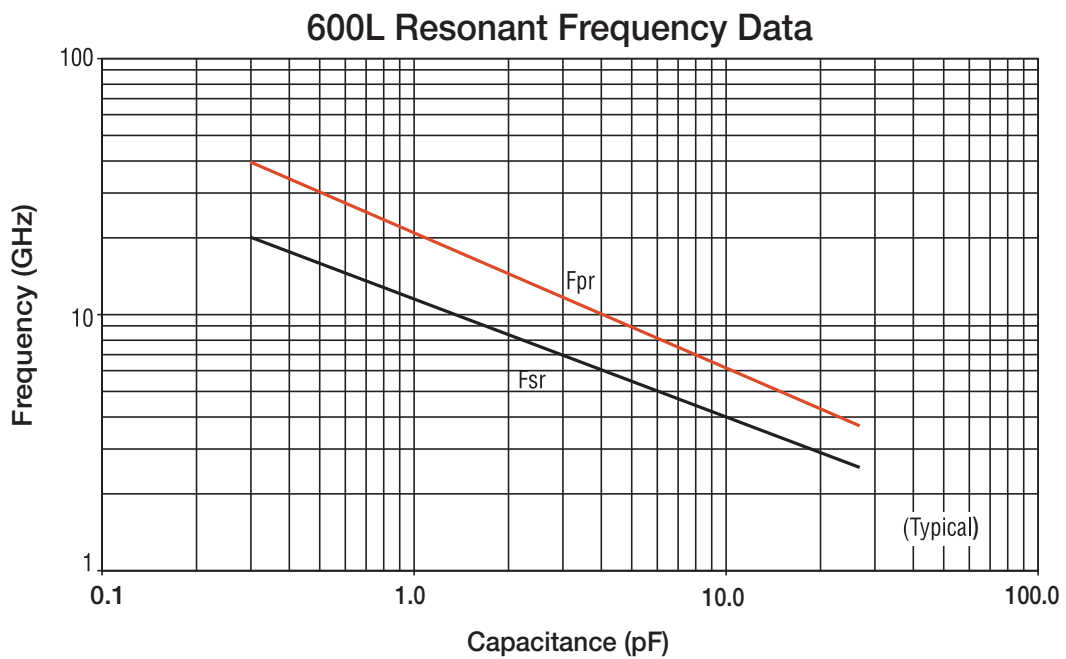
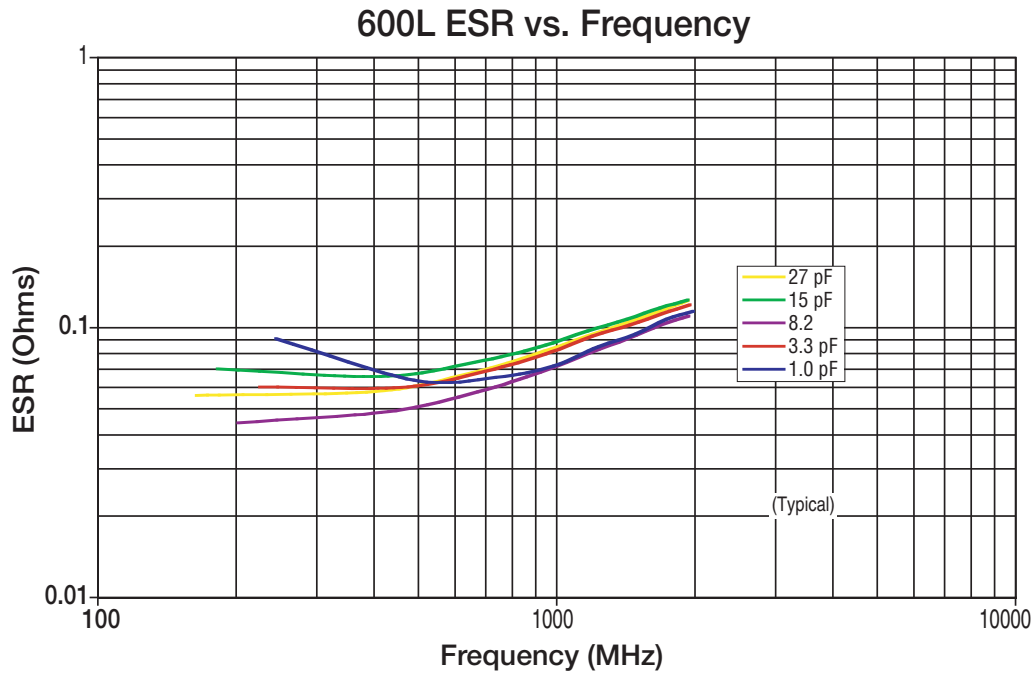
AMERICAN TECHNICAL CERAMICS

ATC North America
 sales@atceramics.com

ATC Europe
 saleseur@atceramics.com

ATC Asia
 sales@atceramics-asia.com

ATC 600L Series Ultra-Low ESR, High Q, NPO RF & Microwave Capacitors



ATC 600L Series Data Sheet Test Condition Description

Capacitors mounted in series microstrip configuration on 10-mil thick Rogers RO4350[®] softboard, 22-mils wide 1/2 oz. Cu traces.

FSR = lowest frequency at which S11 response, referenced at capacitor edge, crosses real axis on Smith Chart.

FPR = lowest frequency at which there is a notch in S21 magnitude response.

A M E R I C A N T E C H N I C A L C E R A M I C S

ATC North America
sales@atceramics.com

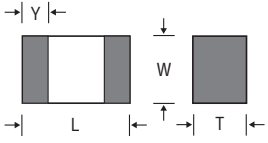
ATC Europe
sales@atceramics.com

ATC Asia
sales@atceramics-asia.com

www.atceramics.com

ATC 600L Series Ultra-Low ESR, High Q, NPO RF & Microwave Capacitors

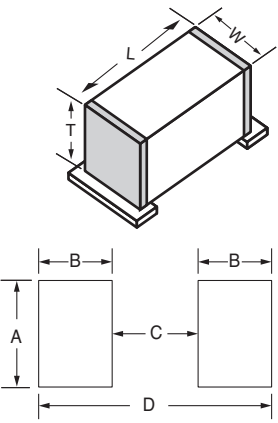
Outline Dimensions



L (0402)	L: $.040 \pm .004$ (1.02 \pm 0.1)	T: .024 max. (0.60 max.)
	W: $.020 \pm .004$ (.51 \pm 0.1)	Y: $.010 \pm .006$ (0.25 \pm 0.15)

Inches (mm)

Suggested Mounting Pad Dimensions



Case Sizes L, S and F

Case Size	A Min.	B Min.	C Min.	D Min.
0402 (1005)	.0275 (0.70)	.0354 (0.90)	.0157 (0.40)	.0866 (2.20)
0603 (1608)	.0393 (1.00)	.0433 (1.10)	.0236 (0.60)	.110 (2.80)
0805 (2012)	.0590 (1.50)	.0512 (1.30)	.0236 (0.60)	.1259 (3.20)

Inches (mm)

Design Kits Each Kit contains a selection of standard capacitor values for circuit prototyping.

Kit #	Item #	Description	Cap. Value Range (pF)	Cap. Values (pF)	Tol. (pF)	Price
Kit 36T	DK0036T	600L Series Ultra-low ESR, High Q Microwave Capacitors 16 different values, 15 pcs. min. per value	0.1 to 2.0	0.1, 0.2, 0.3, 0.4, 0.5, 0.6, 0.7, 0.8, 0.9, 1.0, 1.1, 1.2, 1.5	± 0.1	\$90.00
				1.6, 1.8, 2.0	± 0.25	
Kit 37T	DK0037T	600L Series Ultra-low ESR, High Q Microwave Capacitors 16 different values, 15 pcs. min. per value	1.0 to 10	1.0, 1.2, 1.5, 1.8, 2.0, 2.2, 2.4, 2.7, 3.0, 3.3	± 0.1	\$90.00
				3.9, 4.7, 5.6, 6.8, 8.2	± 0.25	
				10	$\pm 5\%$	
Kit 38T	DK0038T	600L Series Ultra-low ESR, High Q Microwave Capacitors 8 different values, 15 pcs. min. per values	10 to 27	10, 12, 15, 18, 20, 22, 24, 27	$\pm 5\%$	\$50.00

For Online Kit Orders, Catalog & Application Notes, Visit: www.atceramics.com

Sales of ATC products are subject to the terms and conditions contained in American Technical Ceramics Corp. Terms and Conditions of Sale (ATC document #001-992 Rev. B 12/05). Copies of these terms and conditions will be provided upon request. They may also be viewed on ATC's website at www.atceramics.com/productfinder/default.asp. Click on the link for Terms and Conditions of Sale.

ATC has made every effort to have this information as accurate as possible. However, no responsibility is assumed by ATC for its use, nor for any infringements of rights of third parties which may result from its use. ATC reserves the right to revise the content or modify its product without prior notice.

© 2003 American Technical Ceramics Corp. All Rights Reserved.

ATC # 001-976;
Rev L, 1/11

A M E R I C A N T E C H N I C A L C E R A M I C S

ATC North America
sales@atceramics.com

ATC Europe
sales@atceramics.com

ATC Asia
sales@atceramics-asia.com

www.atceramics.com