nichicon

UMP

5mmL, Bi-Polarized

Bi-polarized

Anti-Solvent Feature

- Bi-polarized series with 5mm height.
- Compliant to the RoHS directive (2011/65/EU).



UMP ← Bi-polarized UMA

■Specifications

Item	Performance Characteristics
Category Temperature Range	−40 to +85°C
Rated Voltage Range	6.3 to 50V
Rated Capacitance Range	0.1 to 47μF
Rated Capacitance Tolerance	±20% at 120Hz, 20°C
Leakage Current	After 2 minutes' application of rated voltage at 20°C, leakage current is not more than 0.05CV or 10 (μA), whichever is greater.

Tangent of loss angle (tan δ) — Measurement frequency : 120Hz at 20°C

Rated voltage (V)	6.3	10	16	25	35	50
tan δ (MAX.)	0.24	0.20	0.17	0.17	0.15	0.15

Stability at Low Temperature — Measurement frequency : 120Hz

Rated voltage (V)		6.3	10	16	25	35	50
Impedance ratio ZT / Z20 (MAX.)	Z−25°C / Z+20°C	4	3	2	2	2	2
	Z−40°C / Z+20°C	8	6	4	4	3	3

Endurance — The specifications listed at right shall be met when the capacitors are restored to 20°C after the rated voltage is applied for 2000 hours at 85°C with the polarity inverted every 250 hours.

Capacitance change	Within ±20% of the initial capacitance value
tan δ	200% or less than the initial specified value
Leakage current	Less than or equal to the initial specified value

Shelf Life — After storing the capacitors under no load at 85°C for 1000 hours and then performing voltage treatment based on JIS C 5101-4 clause 4.1 at 20°C, they shall meet the specified values for the endurance characteristics listed above.

Marking — Printed with white color letter on black sleeve.

■Radial Lead Type

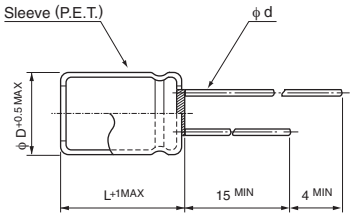

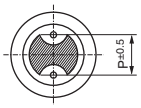

(mm)

φD	4	5	6.3
P	1.5	2.0	2.5
φd	0.45	0.45	0.45

Type numbering system (Example : 10V 33μF)

1	2	3	4	5	6	7	8	9	10	11
U	M	P	1	A	3	3	0	M	D	D

- Configuration※
- Capacitance tolerance (±20%)
- Rated capacitance (33μF)
- Rated voltage (10V)
- Series name
- Type

※Configuration

φD	Pb-free leadwire Pb-free PET sleeve
4 to 6.3	DD

■Dimensions

Cap.(μF)	Code	6.3 (0J)		10 (1A)		16 (1C)		25 (1E)		35 (1V)		50 (1H)	
0.1	0R1											4×5	1.0
0.22	R22											4×5	2.0
0.33	R33											4×5	2.8
0.47	R47											4×5	4.0
1	010											4×5	8.4
2.2	2R2									4×5	8.4	5×5	13
3.3	3R3							5×5	12	5×5	16	5×5	17
4.7	4R7					4×5	12	5×5	16	5×5	18	6.3×5	20
10	100			4×5	17	5×5	23	6.3×5	27	6.3×5	29		
22	220	5×5	28	6.3×5	33	6.3×5	37						
33	330	6.3×5	37	6.3×5	41	6.3×5	49					Case size φD×L (mm)	Rated ripple
47	470	6.3×5	45										

Rated ripple current (mArms) at 85°C 120Hz

● Frequency coefficient of rated ripple current

Frequency	50 Hz	120 Hz	300 Hz	1 kHz	10 kHz or more
Coefficient	0.70	1.00	1.17	1.36	1.50

Please refer to page 20, 21, 22 about the formed or taped product spec.
Please refer to page 4 for the minimum order quantity.